



Location: CMA1b - Oil Street Site Office

Report on 24-hour TSP monitoring

Action Level ($\mu\text{g}/\text{m}^3$) - 176.7

Limit Level ($\mu\text{g}/\text{m}^3$) - 260

Date	Sampling Time	Weather Condition	Filter paper no.	Filter Weight, g		Elapse Time, hr		Sampling Time, hr	Flow Rate, m^3/min			Total Volume, m^3	TSP Level, $\mu\text{g}/\text{m}^3$
				Initial	Final	Initial	Final		Initial, Q_{si}	Final, Q_{sf}	Average		
2-Dec-13	8:00	Fine	005988	2.6291	2.8802	3786.05	3810.05	24.00	1.38	1.38	1.38	1993	126
7-Dec-13	8:00	Fine	005962	2.6384	2.9136	3813.05	3837.05	24.00	1.36	1.36	1.36	1963	140
13-Dec-13	8:00	Cloudy	007626	2.6175	2.8165	3840.04	3864.04	24.00	1.36	1.36	1.36	1965	101
19-Dec-13	8:00	Cloudy	005972	2.6137	2.7241	3867.04	3891.04	24.00	1.36	1.36	1.36	1964	56
23-Dec-13	8:00	Cloudy	005904	2.6484	2.8694	3894.04	3918.04	24.00	1.32	1.32	1.32	1905	116

Report on 1-hour TSP monitoring

Action Level ($\mu\text{g}/\text{m}^3$) - 320.1

Limit Level ($\mu\text{g}/\text{m}^3$) - 500

Date	Sampling Time	Weather Condition	Filter paper no.	Filter Weight, g		Elapse Time, hr		Sampling Time, hr	Flow Rate, m^3/min			Total Volume, m^3	TSP Level, $\mu\text{g}/\text{m}^3$
				Initial	Final	Initial	Final		Initial, Q_{si}	Final, Q_{sf}	Average		
3-Dec-13	8:20	Fine	006489	2.7402	2.7569	3810.05	3811.05	1.00	1.36	1.36	1.36	82	204
3-Dec-13	9:26	Fine	006492	2.7534	2.7643	3811.05	3812.05	1.00	1.36	1.36	1.36	82	133
3-Dec-13	10:31	Fine	005959	2.6456	2.6639	3812.05	3813.05	1.00	1.36	1.36	1.36	82	223
9-Dec-13	9:56	Fine	007676	2.6222	2.6348	3837.05	3838.05	1.00	1.36	1.36	1.36	82	154
9-Dec-13	10:58	Fine	007675	2.6383	2.6479	3838.05	3839.05	1.00	1.36	1.36	1.36	82	118
9-Dec-13	13:00	Fine	005967	2.6533	2.6754	3839.05	3840.05	1.00	1.36	1.36	1.36	82	271
14-Dec-13	8:10	Rainy	005952	2.6142	2.6328	3864.04	3865.04	1.00	1.36	1.36	1.36	82	227
14-Dec-13	9:15	Rainy	005954	2.6392	2.6598	3865.04	3866.04	1.00	1.36	1.36	1.36	82	252
14-Dec-13	10:20	Rainy	005956	2.6253	2.6427	3866.04	3867.04	1.00	1.36	1.36	1.36	82	212
20-Dec-13	8:20	Cloudy	005854	2.6269	2.6385	3891.04	3892.04	1.00	1.36	1.36	1.36	82	142
20-Dec-13	9:25	Cloudy	005853	2.6303	2.6422	3892.04	3893.04	1.00	1.36	1.36	1.36	82	145
20-Dec-13	10:30	Cloudy	005860	2.6310	2.6415	3893.04	3894.04	1.00	1.36	1.36	1.36	82	128
24-Dec-13	8:20	Rainy	007546	2.6276	2.6363	3918.04	3919.04	1.00	1.32	1.32	1.32	79	110
24-Dec-13	9:25	Rainy	007549	2.6412	2.6466	3919.04	3920.04	1.00	1.32	1.32	1.32	79	68
24-Dec-13	10:30	Rainy	007534	2.6498	2.6586	3920.04	3921.04	1.00	1.32	1.32	1.32	79	111



Location: CMA2a - Causeway Bay Community Centre

Report on 24-hour TSP monitoring
 Action Level ($\mu\text{g}/\text{m}^3$) - 169.5
 Limit Level ($\mu\text{g}/\text{m}^3$) - 260

Date	Sampling Time	Weather Condition	Filter paper no.	Filter Weight, g		Elapse Time, hr		Sampling Time, hr	Flow Rate, m^3/min			Total Volume, m^3	TSP Level, $\mu\text{g}/\text{m}^3$
				Initial	Final	Initial	Final		Initial, Q_{si}	Final, Q_{sf}	Average		
2-Dec-13	8:00	Fine	006456	2.7572	2.9622	13497.52	13521.52	24.00	1.43	1.42	1.42	2051	100
7-Dec-13	8:00	Fine	005963	2.6542	2.8035	13524.54	13548.54	24.00	1.27	1.27	1.27	1828	82
13-Dec-13	8:00	Cloudy	005968	2.6538	2.9278	13551.54	13575.54	24.00	1.27	1.27	1.27	1830	150
19-Dec-13	8:00	Cloudy	005973	2.6495	2.8074	13578.53	13602.53	24.00	1.27	1.27	1.27	1830	86
24-Dec-13	15:00	Cloudy	006474	2.7661	2.9910	13608.21	13632.21	24.00	1.34	1.34	1.34	1933	116

Due to interruption of electricity supply, the 24hr TSP monitoring was rescheduled from 23 Dec 2013 to 24 Dec 2013.

Report on 1-hour TSP monitoring
 Action Level ($\mu\text{g}/\text{m}^3$) - 323.4
 Limit Level ($\mu\text{g}/\text{m}^3$) - 500

Date	Sampling Time	Weather Condition	Filter paper no.	Filter Weight, g		Elapse Time, hr		Sampling Time, hr	Flow Rate, m^3/min			Total Volume, m^3	TSP Level, $\mu\text{g}/\text{m}^3$
				Initial	Final	Initial	Final		Initial, Q_{si}	Final, Q_{sf}	Average		
3-Dec-13	8:05	Fine	006491	2.7375	2.7544	13521.52	13522.52	1.00	1.39	1.39	1.39	83	203
3-Dec-13	9:12	Fine	006288	2.5966	2.6157	13522.52	13523.52	1.00	1.39	1.39	1.39	83	230
3-Dec-13	10:17	Fine	005960	2.6495	2.6686	13523.52	13524.52	1.00	1.39	1.39	1.39	83	230
9-Dec-13	9:50	Fine	007677	2.6462	2.6598	13548.54	13549.54	1.00	1.30	1.30	1.30	78	174
9-Dec-13	10:52	Fine	004806	2.8120	2.8238	13549.54	13550.54	1.00	1.30	1.30	1.30	78	151
9-Dec-13	13:00	Fine	004807	2.8072	2.8231	13550.54	13551.54	1.00	1.30	1.30	1.30	78	203
14-Dec-13	8:00	Rainy	005953	2.6189	2.6419	13575.54	13576.54	1.00	1.31	1.31	1.31	79	293
14-Dec-13	9:05	Rainy	005955	2.6451	2.6674	13576.54	13577.54	1.00	1.31	1.31	1.31	79	284
14-Dec-13	10:10	Rainy	005971	2.6273	2.6449	13577.54	13578.54	1.00	1.31	1.31	1.31	79	224
20-Dec-13	8:10	Cloudy	005512	2.8199	2.8377	13602.53	13603.53	1.00	1.31	1.31	1.31	79	227
20-Dec-13	9:15	Cloudy	005852	2.6528	2.6591	13603.53	13604.53	1.00	1.31	1.31	1.31	79	80
20-Dec-13	10:20	Cloudy	005905	2.6264	2.6353	13604.53	13605.53	1.00	1.31	1.31	1.31	79	113
24-Dec-13	9:03	Rainy	007545	2.6219	2.6294	13605.21	13606.21	1.00	1.30	1.30	1.30	78	96
24-Dec-13	10:15	Rainy	007548	2.6478	2.6563	13606.21	13607.21	1.00	1.30	1.30	1.30	78	109
24-Dec-13	13:00	Rainy	007535	2.6481	2.6502	13607.21	13608.21	1.00	1.30	1.30	1.30	78	27



Location: CMA3a - CWB PRE Site Office Area

Report on 24-hour TSP monitoring

Action Level ($\mu\text{g}/\text{m}^3$) - 171

Limit Level ($\mu\text{g}/\text{m}^3$) - 260

Date	Sampling Time	Weather Condition	Filter paper no.	Filter Weight, g		Elapse Time, hr		Sampling Time, hr	Flow Rate, m^3/min			Total Volume, m^3	TSP Level, $\mu\text{g}/\text{m}^3$
				Initial	Final	Initial	Final		Initial, Q_{si}	Final, Q_{sf}	Average		
2-Dec-13	8:00	Fine	005985	2.6523	2.8642	898.89	922.89	24.00	1.38	1.38	1.38	1985	107
7-Dec-13	8:00	Fine	005966	2.6469	2.9128	925.89	949.89	24.00	1.38	1.37	1.38	1981	134
13-Dec-13	8:00	Cloudy	005969	2.6538	2.9725	952.87	976.87	24.00	1.38	1.38	1.38	1983	161
19-Dec-13	8:00	Cloudy	007807	2.6310	2.7575	979.87	1003.87	24.00	1.41	1.41	1.41	2033	62
23-Dec-13	8:00	Cloudy	006679	2.6478	2.9284	1006.87	1030.87	24.00	1.41	1.41	1.41	2027	138

Report on 1-hour TSP monitoring

Action Level ($\mu\text{g}/\text{m}^3$) - 311.3

Limit Level ($\mu\text{g}/\text{m}^3$) - 500

Date	Sampling Time	Weather Condition	Filter paper no.	Filter Weight, g		Elapse Time, hr		Sampling Time, hr	Flow Rate, m^3/min			Total Volume, m^3	TSP Level, $\mu\text{g}/\text{m}^3$
				Initial	Final	Initial	Final		Initial, Q_{si}	Final, Q_{sf}	Average		
3-Dec-13	8:45	Fine	006248	2.6073	2.6217	922.89	923.89	1.00	1.38	1.38	1.38	83	174
3-Dec-13	9:48	Fine	006250	2.6275	2.6405	923.89	924.89	1.00	1.38	1.38	1.38	83	157
3-Dec-13	10:55	Fine	006475	2.7223	2.7329	924.89	925.89	1.00	1.34	1.34	1.34	81	132
9-Dec-13	10:00	Fine	006235	2.6686	2.6846	949.89	950.89	1.00	1.37	1.37	1.37	82	194
9-Dec-13	13:00	Fine	007671	2.6512	2.6669	950.89	951.89	1.00	1.37	1.37	1.37	82	191
9-Dec-13	15:00	Fine	005806	2.7709	2.7924	951.89	952.89	1.00	1.34	1.34	1.34	80	268
14-Dec-13	8:40	Rainy	007813	2.6499	2.6648	976.87	977.87	1.00	1.38	1.38	1.38	83	180
14-Dec-13	9:45	Rainy	007811	2.6289	2.6439	977.87	978.87	1.00	1.38	1.38	1.38	83	181
14-Dec-13	10:55	Rainy	007809	2.6484	2.6632	978.87	979.87	1.00	1.34	1.34	1.34	81	184
20-Dec-13	8:40	Cloudy	007672	2.6435	2.6534	1003.87	1004.87	1.00	1.41	1.41	1.41	85	117
20-Dec-13	9:45	Cloudy	006683	2.6595	2.6700	1004.87	1005.87	1.00	1.41	1.41	1.41	85	124
20-Dec-13	10:57	Cloudy	006445	2.7282	2.7408	1005.87	1006.87	1.00	1.38	1.38	1.38	83	152
24-Dec-13	8:48	Rainy	007805	2.6333	2.6481	1030.87	1031.87	1.00	1.41	1.41	1.41	84	175
24-Dec-13	10:34	Rainy	007803	2.6550	2.6689	1031.87	1032.87	1.00	1.41	1.41	1.41	84	165
24-Dec-13	14:17	Rainy	006469	2.7456	2.7581	1032.87	1033.87	1.00	1.37	1.37	1.37	82	152



Location: CMA4a - SPCA

Report on 24-hour TSP monitoring

Action Level ($\mu\text{g}/\text{m}^3$) - 171.2

Limit Level ($\mu\text{g}/\text{m}^3$) - 260

Date	Sampling Time	Weather Condition	Filter paper no.	Filter Weight, g		Elapse Time, hr		Sampling Time, hr	Flow Rate, m^3/min			Total Volume, m^3	TSP Level, $\mu\text{g}/\text{m}^3$
				Initial	Final	Initial	Final		Initial, Q_{si}	Final, Q_{sf}	Average		
2-Dec-13	8:00	Fine	005990	2.6522	2.8240	17696.25	17720.25	24.00	1.35	1.35	1.35	1950	88
7-Dec-13	8:00	Fine	006476	2.7501	2.9591	17723.25	17747.25	24.00	1.35	1.35	1.35	1947	107
13-Dec-13	8:00	Cloudy	006223	2.6432	2.9004	17750.24	17774.24	24.00	1.35	1.35	1.35	1949	132
19-Dec-13	8:00	Cloudy	007808	2.6416	2.7475	17777.24	17801.24	24.00	1.35	1.35	1.35	1948	54
23-Dec-13	8:00	Cloudy	006682	2.6486	2.9017	17805.34	17829.34	24.00	1.35	1.35	1.35	1942	130

Report on 1-hour TSP monitoring

Action Level ($\mu\text{g}/\text{m}^3$) - 312.5

Limit Level ($\mu\text{g}/\text{m}^3$) - 500

Date	Sampling Time	Weather Condition	Filter paper no.	Filter Weight, g		Elapse Time, hr		Sampling Time, hr	Flow Rate, m^3/min			Total Volume, m^3	TSP Level, $\mu\text{g}/\text{m}^3$
				Initial	Final	Initial	Final		Initial, Q_{si}	Final, Q_{sf}	Average		
3-Dec-13	8:35	Fine	006247	2.6293	2.6404	17720.25	17721.25	1.00	1.35	1.35	1.35	81	137
3-Dec-13	9:40	Fine	006249	2.6486	2.6596	17721.25	17722.25	1.00	1.35	1.35	1.35	81	135
3-Dec-13	10:45	Fine	006243	2.6039	2.6130	17722.25	17723.25	1.00	1.32	1.32	1.32	79	115
9-Dec-13	10:26	Fine	006234	2.6429	2.6544	17747.25	17748.25	1.00	1.31	1.31	1.31	79	146
9-Dec-13	13:00	Fine	007673	2.6517	2.6653	17748.25	17749.25	1.00	1.31	1.31	1.31	79	173
9-Dec-13	14:05	Fine	005805	2.7941	2.8114	17749.25	17750.25	1.00	1.31	1.31	1.31	79	219
14-Dec-13	8:46	Rainy	007796	2.6187	2.6335	17724.24	17725.24	1.00	1.32	1.32	1.32	79	187
14-Dec-13	9:50	Rainy	007812	2.6400	2.6534	17725.24	17726.24	1.00	1.32	1.32	1.32	79	169
14-Dec-13	10:53	Rainy	007810	2.6133	2.6255	17726.24	17727.24	1.00	1.32	1.32	1.32	79	154
20-Dec-13	8:46	Cloudy	007674	2.6250	2.6291	17802.34	17803.34	1.00	1.35	1.35	1.35	81	51
20-Dec-13	9:50	Cloudy	006446	2.7624	2.7710	17803.34	17804.34	1.00	1.35	1.35	1.35	81	106
20-Dec-13	10:53	Cloudy	006681	2.6453	2.6565	17804.34	17805.34	1.00	1.35	1.35	1.35	81	138
24-Dec-13	8:40	Rainy	006399	2.6922	2.7105	17829.34	17830.34	1.00	1.35	1.35	1.35	81	226
24-Dec-13	10:18	Rainy	007804	2.6309	2.6465	17830.34	17831.34	1.00	1.35	1.35	1.35	81	193
24-Dec-13	14:08	Rainy	006470	2.7432	2.7556	17831.34	17832.34	1.00	1.35	1.35	1.35	81	153



Location: CMA5a - Children Garden opposite to Pedestrian Plaza

Report on 24-hour TSP monitoring

Action Level ($\mu\text{g}/\text{m}^3$) - 181

Limit Level ($\mu\text{g}/\text{m}^3$) - 260

Date	Sampling Time	Weather Condition	Filter paper no.	Filter Weight, g		Elapse Time, hr		Sampling Time, hr	Flow Rate, m^3/min			Total Volume, m^3	TSP Level, $\mu\text{g}/\text{m}^3$
				Initial	Final	Initial	Final		Initial, Q_{si}	Final, Q_{sf}	Average		
2-Dec-13	8:00	Fine	007633	2.6505	2.8230	18703.16	18727.16	24.00	1.36	1.36	1.36	1961	88
7-Dec-13	8:00	Fine	005965	2.6493	2.9351	18730.16	18754.16	24.00	1.36	1.36	1.36	1957	146
13-Dec-13	8:00	Cloudy	005802	2.7735	3.0648	18757.15	18781.15	24.00	1.32	1.32	1.32	1901	153
19-Dec-13	8:00	Cloudy	007559	2.6605	2.7752	18784.15	18808.15	24.00	1.32	1.32	1.32	1901	60
23-Dec-13	8:00	Cloudy	006418	2.7553	2.9762	18811.15	18835.15	24.00	1.32	1.31	1.31	1893	117

Report on 1-hour TSP monitoring

Action Level ($\mu\text{g}/\text{m}^3$) - 332

Limit Level ($\mu\text{g}/\text{m}^3$) - 500

Date	Sampling Time	Weather Condition	Filter paper no.	Filter Weight, g		Elapse Time, hr		Sampling Time, hr	Flow Rate, m^3/min			Total Volume, m^3	TSP Level, $\mu\text{g}/\text{m}^3$
				Initial	Final	Initial	Final		Initial, Q_{si}	Final, Q_{sf}	Average		
3-Dec-13	8:38	Fine	006030	2.6259	2.6391	18727.16	18728.16	1.00	1.36	1.36	1.36	82	162
3-Dec-13	9:42	Fine	005796	2.8551	2.8717	18728.16	18729.16	1.00	1.36	1.36	1.36	82	203
3-Dec-13	10:50	Fine	005798	2.8527	2.8663	18729.16	18730.16	1.00	1.36	1.36	1.36	82	167
9-Dec-13	8:06	Fine	006468	2.7513	2.7689	18754.16	18755.16	1.00	1.35	1.35	1.35	81	217
9-Dec-13	9:29	Fine	005935	2.6337	2.6594	18755.16	18756.16	1.00	1.35	1.35	1.35	81	316
9-Dec-13	13:00	Fine	006217	2.6638	2.6765	18756.16	18757.16	1.00	1.35	1.35	1.35	81	156
14-Dec-13	8:30	Rainy	007550	2.6373	2.6483	18781.15	18782.15	1.00	1.36	1.36	1.36	82	135
14-Dec-13	9:35	Rainy	007553	2.6417	2.6511	18782.15	18783.15	1.00	1.36	1.36	1.36	82	115
14-Dec-13	10:40	Rainy	007556	2.6723	2.6827	18783.15	18784.15	1.00	1.36	1.36	1.36	82	127
20-Dec-13	8:30	Cloudy	007562	2.6597	2.6671	18808.15	18809.15	1.00	1.36	1.36	1.36	82	91
20-Dec-13	9:35	Cloudy	007565	2.6635	2.6719	18809.15	18810.15	1.00	1.36	1.36	1.36	82	103
20-Dec-13	10:40	Cloudy	006421	2.7520	2.7594	18810.15	18811.15	1.00	1.36	1.36	1.36	82	91
24-Dec-13	8:35	Rainy	007663	2.6306	2.6389	18835.15	18836.15	1.00	1.35	1.35	1.35	81	102
24-Dec-13	9:45	Rainy	007657	2.6286	2.6382	18836.15	18837.15	1.00	1.35	1.35	1.35	81	118
24-Dec-13	10:50	Rainy	007662	2.6438	2.6531	18837.15	18838.15	1.00	1.35	1.35	1.35	81	115



Location: MA1e - International Finance Centre (Eastern Wing)

Report on 24-hour TSP monitoring

Action Level ($\mu\text{g}/\text{m}^3$) - 173.4

Limit Level ($\mu\text{g}/\text{m}^3$) - 260

Date	Sampling Time	Weather Condition	Filter paper no.	Filter Weight, g		Elapse Time, hr		Sampling Time, hr	Flow Rate, m^3/min			Total Volume, m^3	TSP Level, $\mu\text{g}/\text{m}^3$
				Initial	Final	Initial	Final		Initial, Q_{si}	Final, Q_{sf}	Average		
2-Dec-13	8:00	Fine	006402	2.6834	2.8535	14405.64	14429.64	24.00	1.37	1.37	1.37	1971	86
7-Dec-13	8:00	Fine	006407	2.7031	2.8564	14432.74	14456.74	24.00	1.27	1.27	1.27	1832	84
13-Dec-13	8:00	Cloudy	005804	2.7603	3.0371	14459.77	14483.77	24.00	1.35	1.35	1.35	1943	142
19-Dec-13	8:00	Cloudy	007619	2.6313	2.7348	14486.92	14510.92	24.00	1.35	1.35	1.35	1942	53
23-Dec-13	8:00	Cloudy	007542	2.6211	2.8585	14513.92	14537.92	24.00	1.34	1.34	1.34	1935	123

Report on 1-hour TSP monitoring

Action Level ($\mu\text{g}/\text{m}^3$) - 325.1

Limit Level ($\mu\text{g}/\text{m}^3$) - 500

Date	Sampling Time	Weather Condition	Filter paper no.	Filter Weight, g		Elapse Time, hr		Sampling Time, hr	Flow Rate, m^3/min			Total Volume, m^3	TSP Level, $\mu\text{g}/\text{m}^3$
				Initial	Final	Initial	Final		Initial, Q_{si}	Final, Q_{sf}	Average		
3-Dec-13	13:05	Fine	006425	2.7549	2.7649	14429.75	14430.75	1.00	1.31	1.31	1.31	79	127
3-Dec-13	14:33	Fine	006424	2.7827	2.7908	14430.75	14431.75	1.00	1.31	1.31	1.31	79	103
3-Dec-13	15:38	Fine	006423	2.7751	2.7845	14431.75	14432.75	1.00	1.31	1.31	1.31	79	119
9-Dec-13	8:10	Fine	006478	2.7412	2.7520	14456.74	14457.74	1.00	1.31	1.31	1.31	78	138
9-Dec-13	9:15	Fine	006480	2.7155	2.7252	14457.74	14458.74	1.00	1.27	1.27	1.27	76	127
9-Dec-13	10:20	Fine	006483	2.7488	2.7576	14458.74	14459.74	1.00	1.27	1.27	1.27	76	116
14-Dec-13	8:40	Rainy	006222	2.6385	2.6481	14483.77	14484.77	1.00	1.31	1.31	1.31	79	122
14-Dec-13	9:53	Rainy	006219	2.6532	2.6602	14484.77	14485.77	1.00	1.35	1.35	1.35	81	86
14-Dec-13	10:56	Rainy	007615	2.6367	2.6472	14485.77	14486.77	1.00	1.35	1.35	1.35	81	130
20-Dec-13	8:44	Cloudy	007646	2.6295	2.6353	14510.92	14511.92	1.00	1.31	1.31	1.31	79	74
20-Dec-13	9:49	Cloudy	007649	2.6283	2.6329	14511.92	14512.92	1.00	1.35	1.35	1.35	81	57
20-Dec-13	10:53	Cloudy	007538	2.6387	2.6458	14512.92	14513.92	1.00	1.35	1.35	1.35	81	88
24-Dec-13	8:20	Rainy	006382	2.6211	2.6348	14537.92	14538.92	1.00	1.31	1.31	1.31	78	175
24-Dec-13	9:25	Rainy	006379	2.6024	2.6157	14538.92	14539.92	1.00	1.34	1.34	1.34	81	165
24-Dec-13	10:30	Rainy	007787	2.6241	2.6349	14539.92	14540.92	1.00	1.34	1.34	1.34	81	134



Location: MA1w - International Finance Centre (Western Wing)

Report on 24-hour TSP monitoring

Action Level ($\mu\text{g}/\text{m}^3$) - 173.4
Limit Level ($\mu\text{g}/\text{m}^3$) - 260

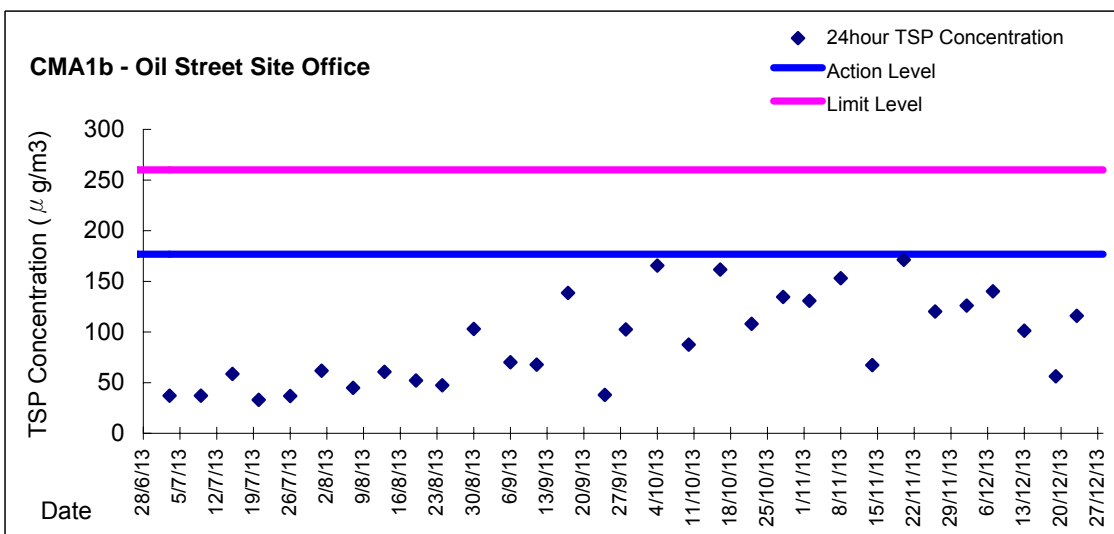
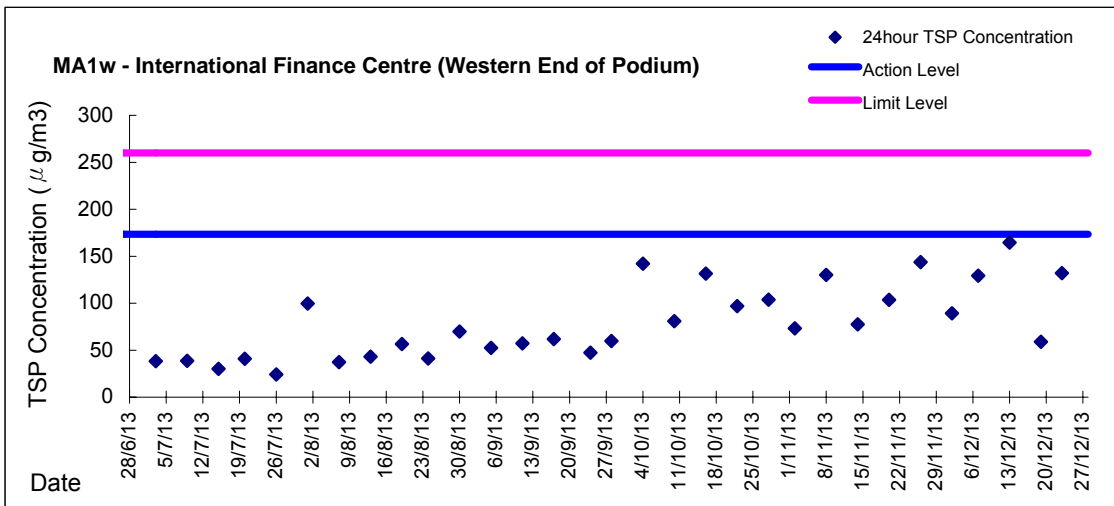
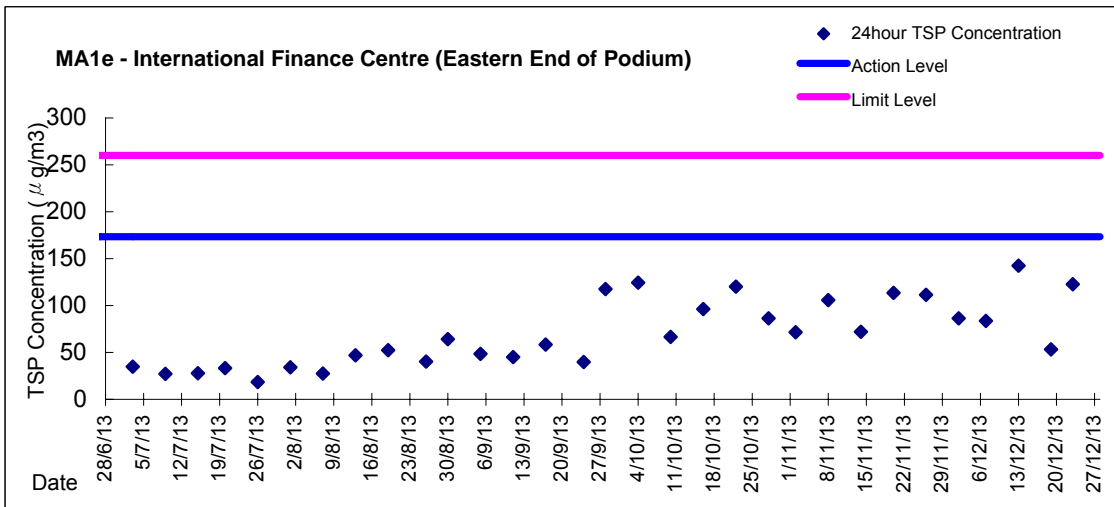
Date	Sampling Time	Weather Condition	Filter paper no.	Filter Weight, g		Elapse Time, hr		Sampling Time, hr	Flow Rate, m^3/min			Total Volume, m^3	TSP Level, $\mu\text{g}/\text{m}^3$
				Initial	Final	Initial	Final		Initial, Q_{si}	Final, Q_{sf}	Average		
2-Dec-13	8:00	Fine	006432	2.7393	2.9172	14455.96	14479.96	24.00	1.37	1.40	1.38	1992	89
7-Dec-13	8:00	Fine	006426	2.7644	3.0249	14482.95	14506.95	24.00	1.40	1.40	1.40	2014	129
13-Dec-13	8:00	Cloudy	005803	2.7836	3.1154	14509.94	14533.94	24.00	1.40	1.40	1.40	2016	165
19-Dec-13	8:00	Cloudy	007620	2.6287	2.7475	14536.94	14560.94	24.00	1.40	1.40	1.40	2015	59
23-Dec-13	8:00	Cloudy	007541	2.6261	2.8914	14563.94	14587.94	24.00	1.40	1.39	1.39	2008	132

Report on 1-hour TSP monitoring

Action Level ($\mu\text{g}/\text{m}^3$) - 325.1
Limit Level ($\mu\text{g}/\text{m}^3$) - 500

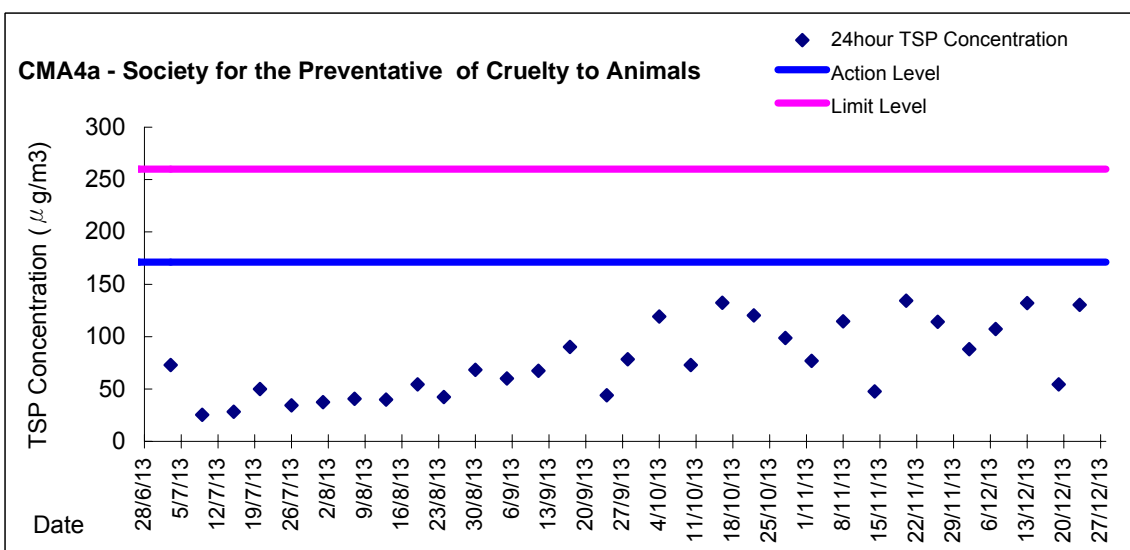
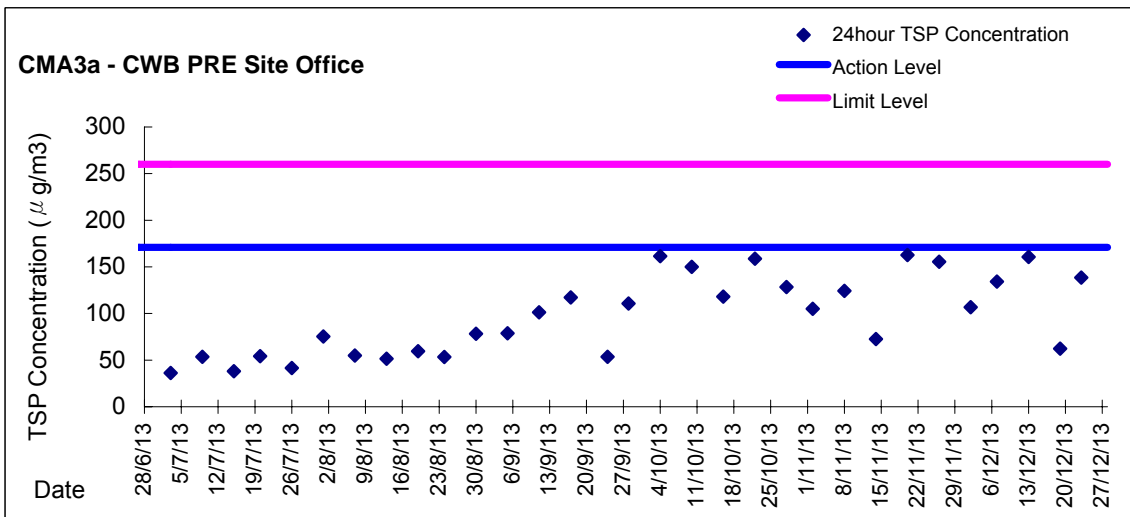
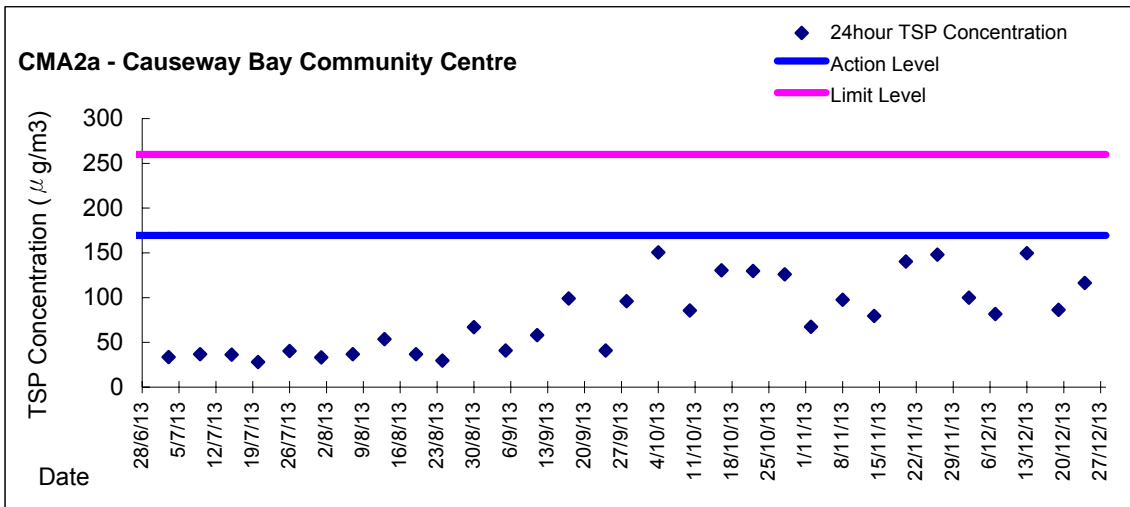
Date	Sampling Time	Weather Condition	Filter paper no.	Filter Weight, g		Elapse Time, hr		Sampling Time, hr	Flow Rate, m^3/min			Total Volume, m^3	TSP Level, $\mu\text{g}/\text{m}^3$
				Initial	Final	Initial	Final		Initial, Q_{si}	Final, Q_{sf}	Average		
3-Dec-13	8:08	Fine	006404	2.6942	2.7089	14479.96	14480.96	1.00	1.40	1.40	1.40	84	175
3-Dec-13	9:15	Fine	006429	2.7675	2.7802	14480.96	14481.96	1.00	1.38	1.38	1.38	83	153
3-Dec-13	10:30	Fine	006428	2.7888	2.7996	14481.96	14482.96	1.00	1.40	1.40	1.40	84	129
9-Dec-13	8:30	Fine	006477	2.7676	2.7797	14506.95	14507.95	1.00	1.39	1.39	1.39	84	145
9-Dec-13	9:35	Fine	006481	2.7017	2.7128	14507.95	14508.95	1.00	1.36	1.36	1.36	82	136
9-Dec-13	10:40	Fine	006484	2.7249	2.7347	14508.95	14509.95	1.00	1.39	1.39	1.39	84	117
14-Dec-13	8:47	Rainy	006221	2.6569	2.6687	14533.94	14534.94	1.00	1.36	1.36	1.36	82	144
14-Dec-13	9:52	Rainy	006218	2.6459	2.6594	14534.94	14535.94	1.00	1.36	1.36	1.36	82	165
14-Dec-13	10:57	Rainy	007616	2.6366	2.6504	14535.94	14536.94	1.00	1.40	1.40	1.40	84	164
20-Dec-13	8:38	Cloudy	007647	2.6183	2.6243	14560.94	14561.94	1.00	1.36	1.36	1.36	82	73
20-Dec-13	9:42	Cloudy	007650	2.6372	2.6436	14561.94	14562.94	1.00	1.36	1.36	1.36	82	78
20-Dec-13	10:47	Cloudy	007539	2.6566	2.6635	14562.94	14563.94	1.00	1.40	1.40	1.40	84	82
24-Dec-13	8:10	Rainy	006381	2.5833	2.5967	14587.94	14588.94	1.00	1.36	1.36	1.36	82	164
24-Dec-13	9:15	Rainy	007791	2.6137	2.6257	14588.94	14589.94	1.00	1.36	1.36	1.36	82	147
24-Dec-13	10:20	Rainy	007788	2.6166	2.6251	14589.94	14590.94	1.00	1.39	1.39	1.39	84	102

Graphic Presentation of 24 hour TSP Result



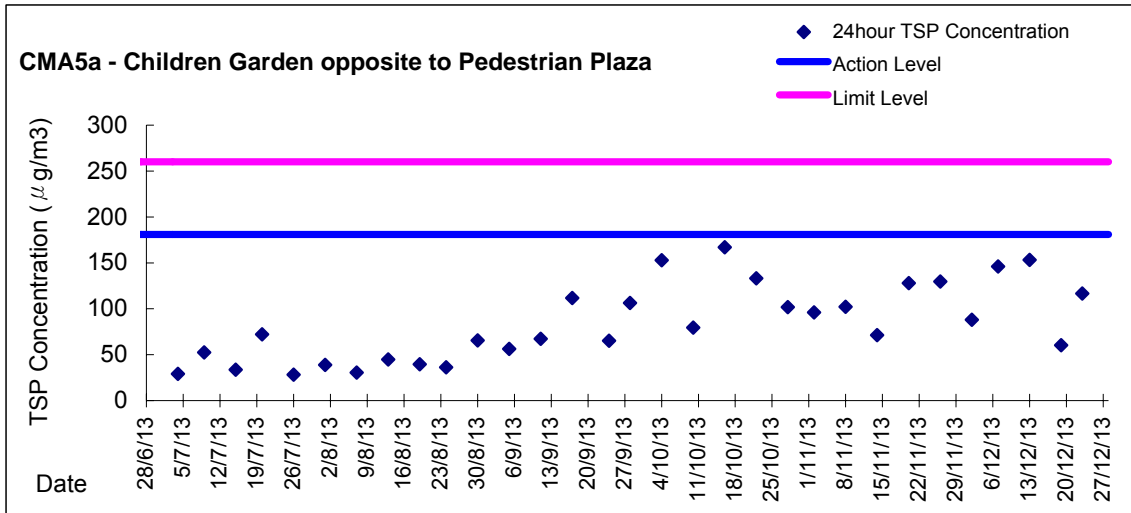


Graphic Presentation of 24 hour TSP Result

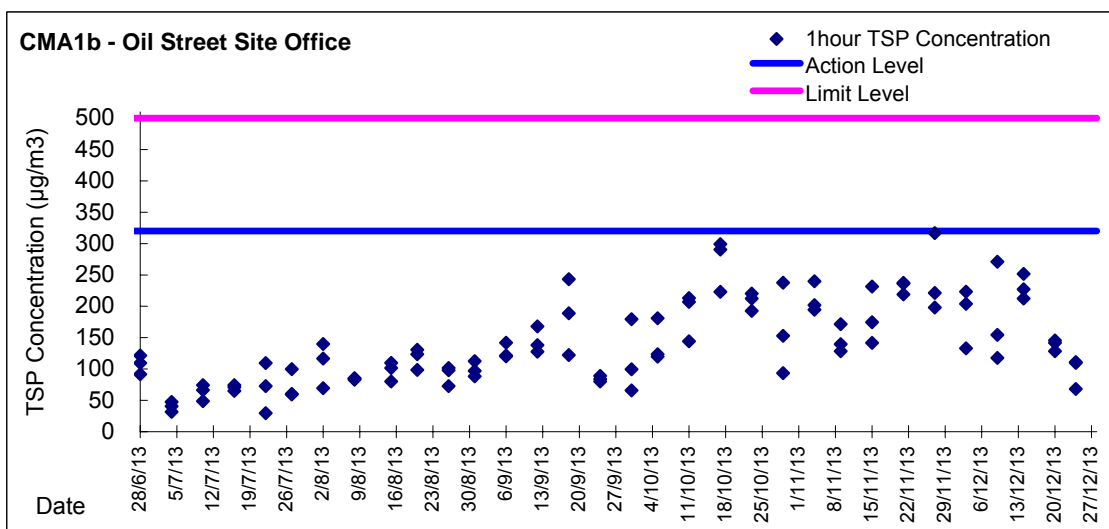
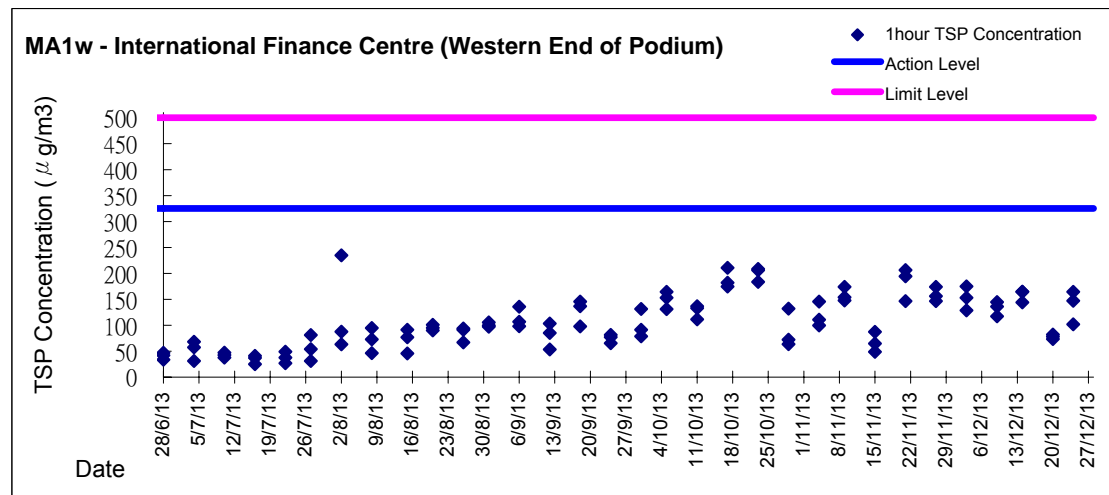
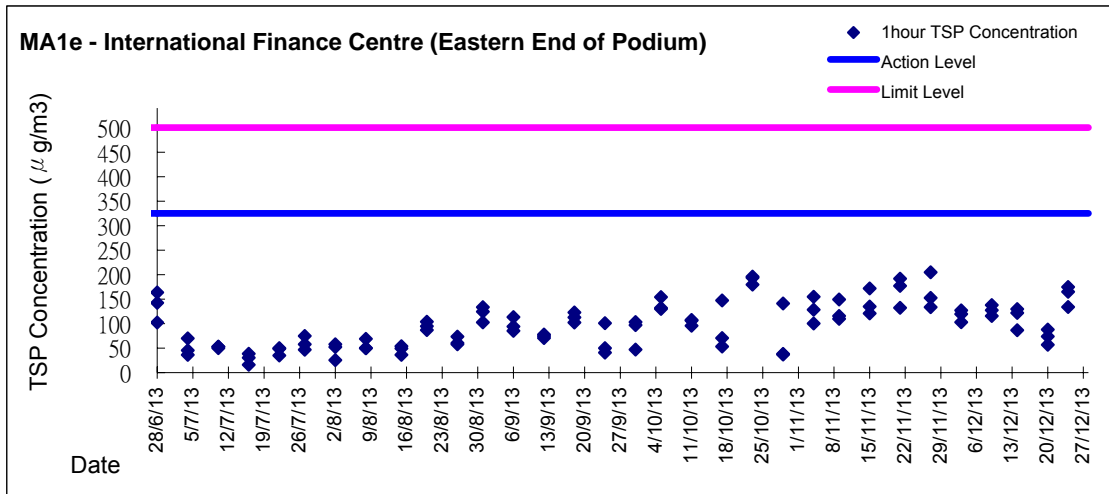




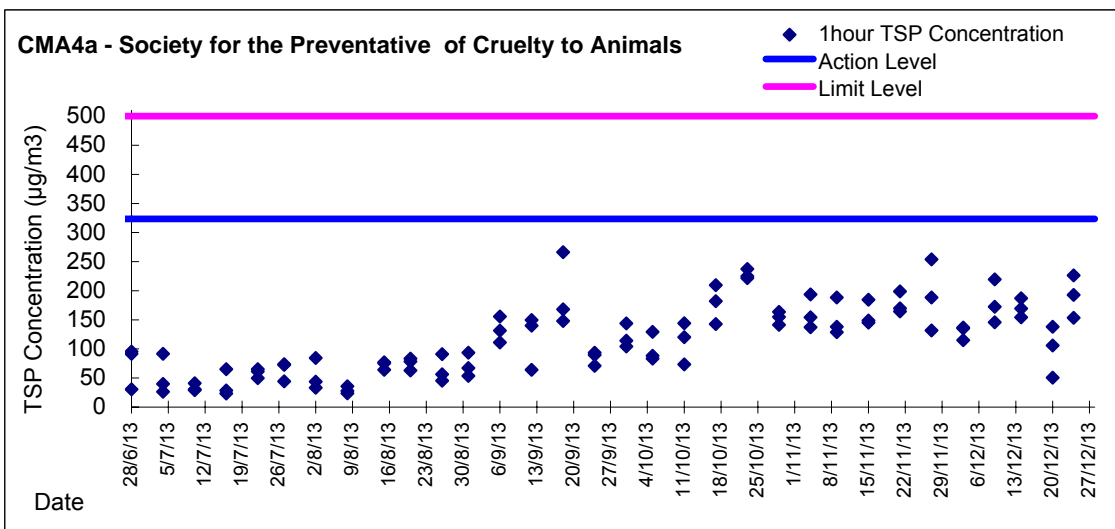
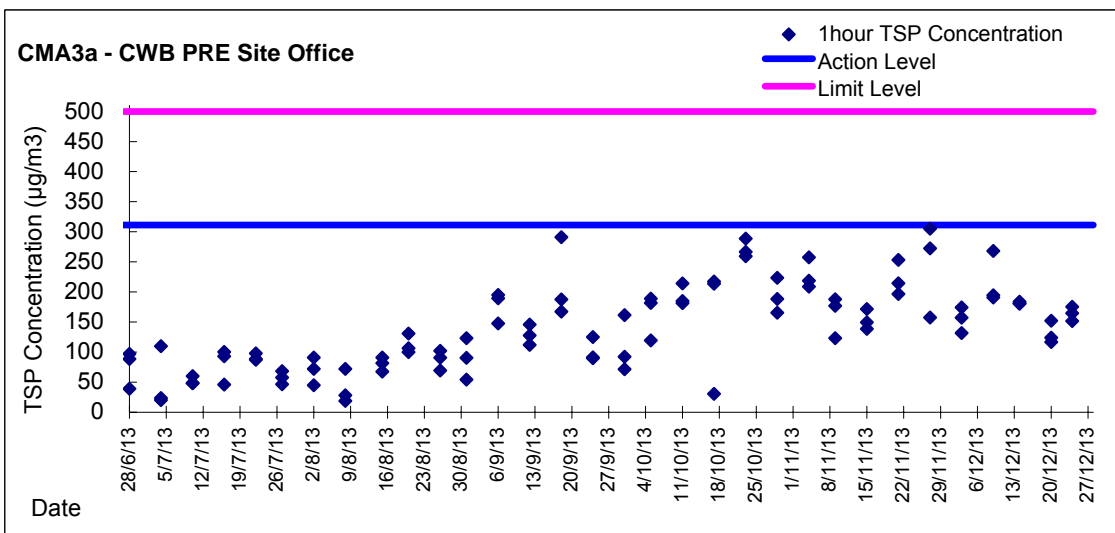
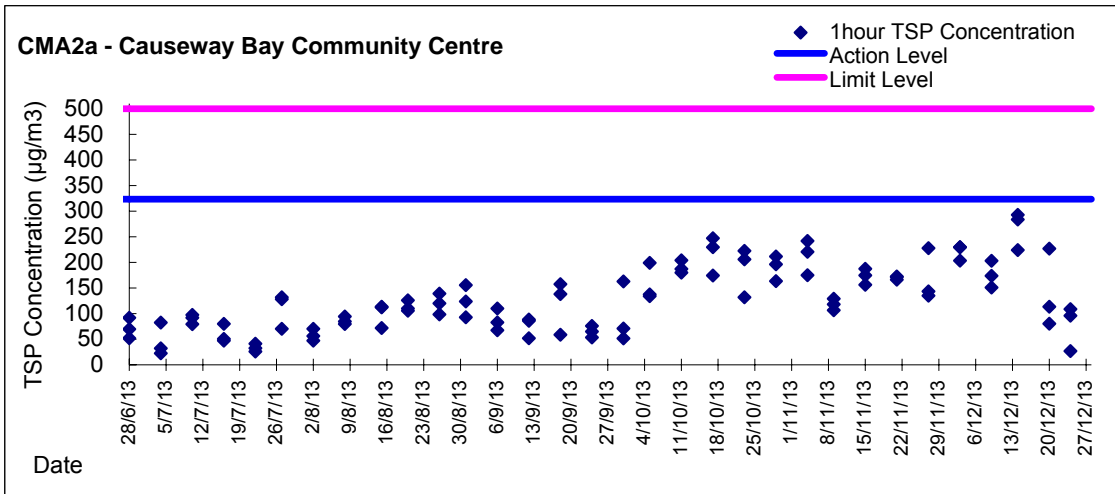
Graphic Presentation of 24 hour TSP Result



Graphic Presentation of 1 hour TSP Result



Graphic Presentation of 1 hour TSP Result



Graphic Presentation of 1 hour TSP Result

